



Series SI5000W wood and aluminum facade system for vertical and slope glazed commercial and residential applications. Glulam interior, with durable thermally enhanced aluminum exterior glazing system. Superior air, water, structural, and thermal performance.

## Features:

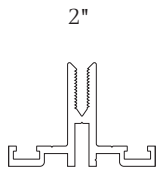
- Completely factory-engineered and fabricated system
- 2", 2 1/2", and 3" profile widths
- Outside set, pressure-glazed system
- Curtain wall, slope glazed, and skylight applications
- Glazing infills from 3/16" to 1 1/2"; thicker glass options depending upon engineering
- Custom designed shear blocks for easy assembly
- Standard aluminum finishes
  - Duracron: Hartford Green, Bronze, Black, Natural Clay, White, Sandstone
- Standard wood finish
  - Multi-coat water-based interior finish
  - Solvent or water-based exterior finish
- FSC certified wood available upon request
- LEED friendly system including recycled content
- Designed and manufactured in the U.S.A.

## Options:

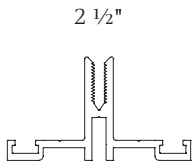
- Custom aluminum finishes
  - Class I anodized: Dark Bronze, Clear
  - Powder coat finish: AAMA 2604-05
  - Fluoropolymers: 50% or 70%
  - Wood and metal cladding
- Custom wood finishes
- Multiple glulam and solid wood species available
- Wood members custom milled or shaped
- Operable window and door inserts with a matching wood veneer
- Multiple decorative cover caps in aluminum or wood
- 2- or 4- side SSG glazing options
- Aluminum horizontal members

SI5200W • SI5250W • SI5300W

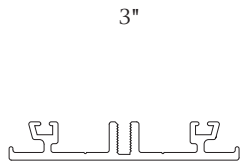
SI5200W



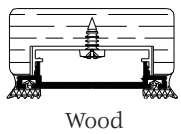
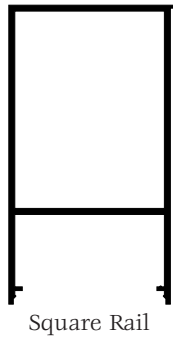
SI5250W




SI5300W




### Cover Cap Options




### Design Options



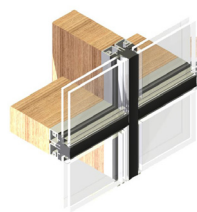
Wood Facade System



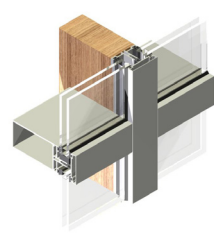
Wood Facade with Wood Cover Cap




2-Sided Structurally Glazed Wood Facade



4-Sided Structurally Glazed Wood Facade



Wood and Aluminum Facade System



Wood and Steel Facade System

Performance Test#110-13134-1				
Panel Size	Thermal (BTU/hr/ft <sup>2</sup> /°F)	DP (psf)	Air@ (1.57psf)	Water (5.0gph/ft <sup>2</sup> )
5' x 10'	.18 NFRC	± 40	0.02	15.0

### Standard Species Available\*

White Oak

Douglas Fir


White Ash

Mahogany

Hard Maple

Hemlock

Ponderosa Pine



\* Additional species available upon request.

Testing and performance results may vary depending upon sill and hardware selections.

Please be sure to visit our website for additional product information.

[www.solarinnovations.com](http://www.solarinnovations.com)

