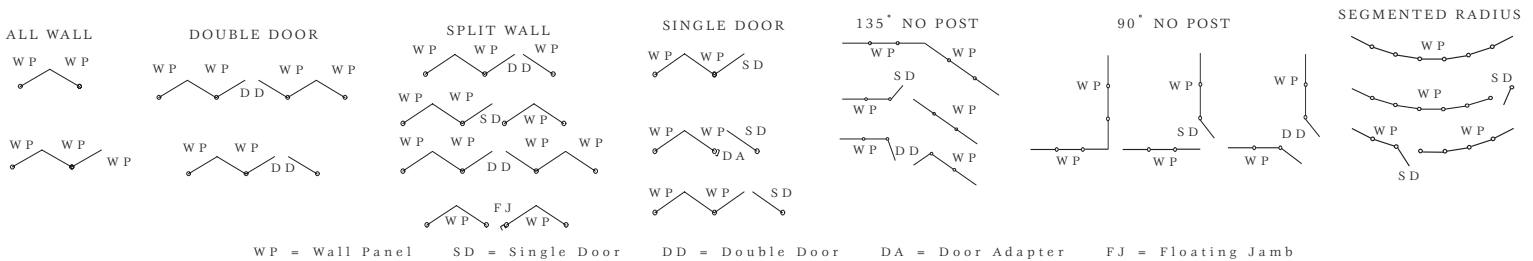




Series SI3250N non-thermal aluminum folding glass wall system for use in commercial and residential applications. Multiple sill options and profile dimensions provide greater performance and design flexibility. Customization of product profiles, hardware, sills, panel size, and testing can be completed upon request.



Features:


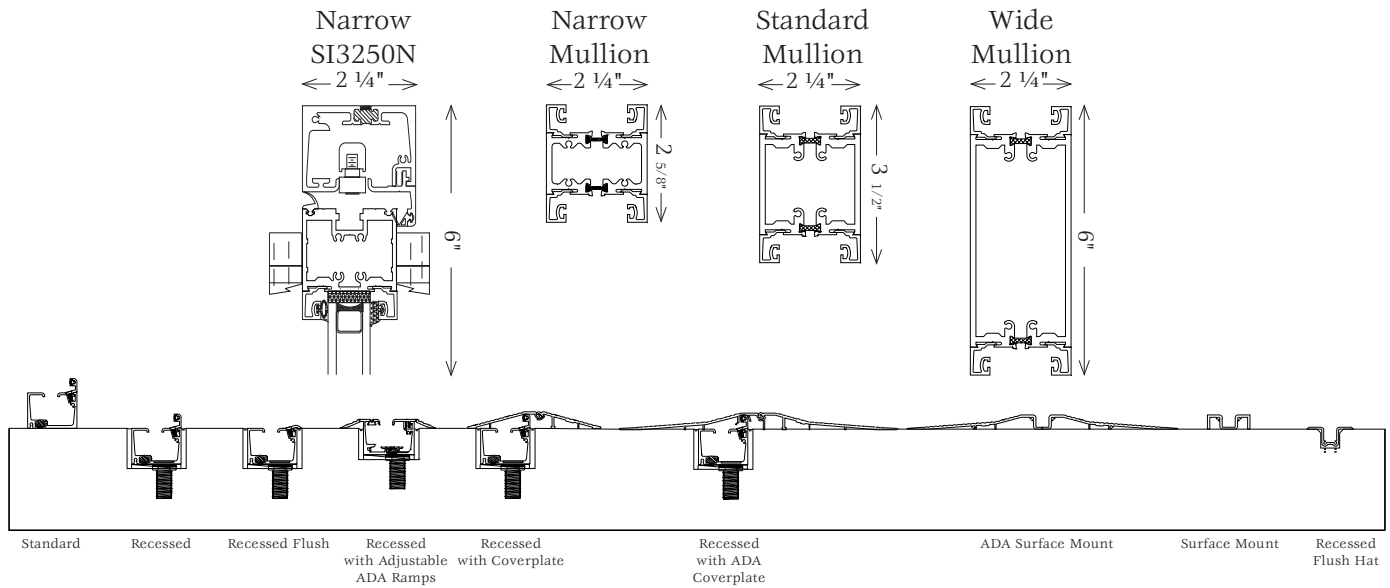
- Panel size up to 3' x 10'; larger panel options may be available depending on applications
- Non-thermal profiles with minimized sight lines
- Operable hardware custom manufactured by Solar Innovations, Inc.
- Zero-maintenance extruded aluminum hinge with stainless steel pin
- Roller assemblies designed to minimize and simplify panel maintenance
- Multiple hardware styles and finishes
- Accommodates monolithic, laminated, and insulated glazing infills from 3/16" to 1 1/8"
- Standard finishes
 - Duracron: Hartford Green, Bronze, Black, Natural Clay, White, Sandstone
- Top or bottom load, inswing or outswing operation
- LEED friendly system including recycled content
- Designed and manufactured in the U.S.A.

Options:

- Matching fixed transoms and sidelites
- Integrated swing doors: single or double
- Custom finishes
 - Class I anodized: Dark Bronze, Clear
 - Powder coat finish; AAMA 2604-05
 - Fluoropolymer: 50% or 70%
 - Veneer & cladding options
 - Dual color or dual finish options
- Decorative interior and exterior grids
- Screen Options: folding, sliding, retractable
- Multiple sill designs, including ADA compliant ramps
- Factory installed sill drain tubes, if required
- Designed to accommodate any monolithic, insulated, laminated, decorative, polycarbonate, or solid panel infill



SI3250N Non-Thermal Folding Glass Wall System




Inland Applications

Back Plate Options



Both styles available with:
46 - Thumb Turn - Interior Lever - Exterior
10 - Lever - Interior Lever - Exterior
92 - Thumb Turn - Interior Keyed Exterior

Solid Brass Handle Options




Not available for doors exceeding 2 1/2" thickness

Color Options



Aluminum Options



Hinge Options



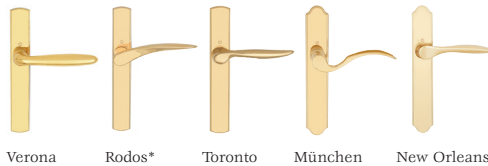

Coverplate color choices:
Clear Anodized
Dark Bronze Anodized
Black
Bronze
Natural Clay
White
Sandstone
Hartford Green

Semi-concealed Hinge, Hinge Barrel, End Cap, and Wire Pull Hinge

Handle color choices:
Clear Anodized
Dark Bronze Anodized

Coastal Applications

Back Plate Options



Color Options



Exterior Entry Trim



Matching interior passage sets available. For double door applications, concealed vertical rod panic hardware is available. Entry trim with thumb turn and wire pull available.

Panic



** Additional Costs Apply.

Custom hardware options are available.
Please be sure to visit our web site for additional product information.
www.solarinnovations.com

