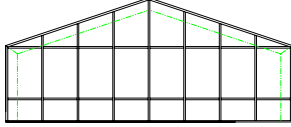
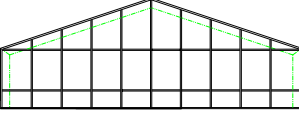
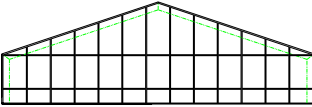


Not available with wood interior.

PE	No. of	Frame
4 to 12 Pitch (18.5°)	Bays	Length
PE-30	8	32'-10"
8'-0" E.H. 13'-0 1/4" R.H.  30'-0" 3 x 8 System	9	36'-11"
	10	41'-0"
	11	45'-1"
	12	49'-2"
	13	53'-3"
	AB	4'-1"
	GE	1 11/16"
	PE-40	8
8'-0" E.H. 14'-10 21/32" R.H.  41'-1 7/8" 3 x 10 System	9	36'-11"
	10	41'-0"
	11	45'-1"
	12	49'-2"
	13	53'-3"
	AB	4'-1"
	GE	1 11/16"
	PE-50	8
8'-0" E.H. 16'-9 1/16" R.H.  52'-2 3/4" 3 x 12 Tube System	9	36'-11"
	10	41'-0"
	11	45'-1"
	12	49'-2"
	13	53'-3"
	AB	4'-1"
	GE	1 11/16"

NOTE: Pool Enclosures are priced using clear tempered over tempered glazing in the side walls, and 25mm clear five wall polycarbonate in the roof.

Sunroom Accessories			
Doors	Windows	Ridge Vents - 30 1/2" O.C.	Ridge Vents - 38" O.C.
3'-0 x 6'-8 Hinged Door	Awning Window (28 1/2" x 18")	1 Bay manual ridge vent	1 Bay manual ridge vent
5'-0 x 6'-8 French Door	Awning Window (36" x 18")	2 Bay manual ridge vent	2 Bay manual ridge vent
6'-0 x 6'-8 French Door	Awning Window (28 1/2" x 36")	3 Bay manual ridge vent	3 Bay manual ridge vent
Door Headers	Awning Window (36" x 36")	4 Bay manual ridge vent	4 Bay manual ridge vent
2 Bay door header (for 5'-0 and 6'-0 Doors)	Awning Window (28 1/2" x 53 1/2")	5 Bay manual ridge vent	5 Bay manual ridge vent
	Awning Window (36" x 53 1/2")	6 Bay manual ridge vent	6 Bay manual ridge vent
	Casement Window (28 1/2" x 53 1/2")	Motorize 1 or 2 bay Ridge Vent	Motorize 1 or 2 bay Ridge Vent
	Casement Window (36" x 53 1/2")	Motorize 3 + bay Ridge Vent	Motorize 3 + bay Ridge Vent
Note: All Accessories are priced frame only and do not include glass, if purchased separately.	Note: See other accessories & sizes in rear of this pricing guide.		