

Impact Multi-Track Sliding Glass Door System

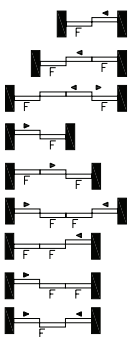
SI8200HP

SI8201

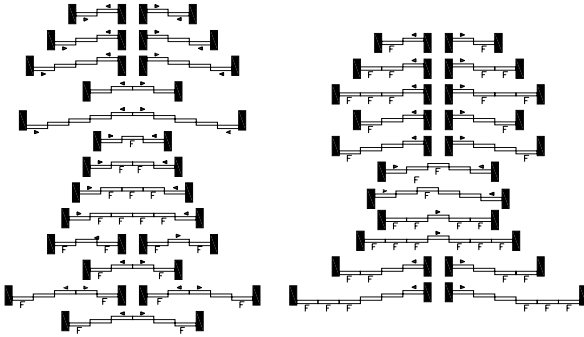


Series SI8200 HP hurricane impact, thermally enhanced, multi-track sliding door system for commercial and residential applications. Multiple sill options provide outstanding performance and design versatility. Telescoping sliding door system provides operability to open up entire exterior elevations, even in extreme weather-prone environments.

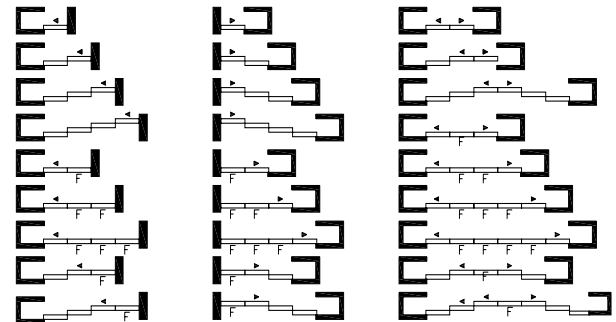
Dual Track



Multi-Track



Multi-Track Pockets



Features:

- Florida impact approved product; FL 12280.1
- Weather tight jamb interlock provides air and water performance
- Monolithic and insulated impact glazing infills up to 1"
- Standard finishes: AAMA 2603
 - Duracron: Hartford Green, Bronze, Black, Natural Clay, White, Sandstone
 - Class I anodized: Dark Bronze, Clear
- Multiple hardware options and finishes
- Maximum tested panels size 4' x 8'
- Multiple roller sizes allow oversized panels*
- LEED friendly system including recycled content
- Designed and manufactured in the U.S.A.

Options:

- Pocket sliding: single or double sided*
- Custom finishes
 - Powder Coat Finish: AAMA 2603-2604
 - Fluoropolymer (50% or 70%): AAMA 2604-2605
 - Veneer & cladding options
- Decorative interior and exterior low profile grids
- Insect screen options: sliding, retractable
- Screen motorizations available upon request

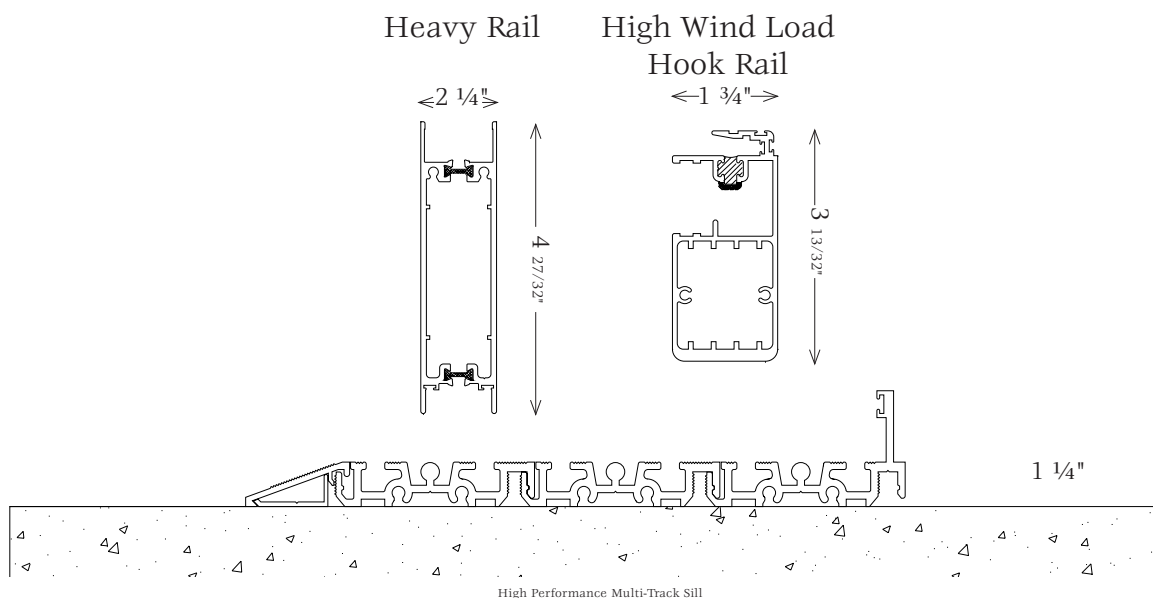
*Configurations have not been tested. Project specific testing is possible.



SI8200HP Impact Multi-Track Sliding Glass Door System

SI8201

Last Revised: 7/8/13



Hardware Options



Custom hardware and colors available at www.solarinnovations.com; custom colors available for an additional charge.

Custom colors. Additional charges may apply. Extended lead times apply:

Bright Brass, Antique Brass, Brushed Brass, Bright Chrome, Brushed Chrome, Oil Rubbed Bronze, and Brushed Antique Chrome

Sliding Door Rollers Stainless Steel

Florida Impact Performance Test #110-10818-2						
Panel Size	# Panels	DP (psf)	Certification	Air@ (1.57psf)	Water (psf)	Glass Selection
48' x 96'	Up to 5	± 60	FL 12280.1	.12	6.0	Monolithic 7/16" HS (3/16 over 3/16 .075 Vanceva Inner Layer) Insulated 1 1/16" HS (3/16 Tempered over 7/16 HS .075 Vanceva Inner Layer)



1 13/16" Roller
(Approximate Size)
Precision bearings.



3" Roller
(Approximate Size)
Precision bearings.



1 1/4" Roller
(Approximate Size)
Screens and Windows

Testing and performance results may vary depending upon sill and hardware selections.

Please be sure to visit our web site for additional product information.

www.solarinnovations.com

