

Series SI8000 thermally enhanced G2 Sliding Glass Door for commercial and residential applications. Multiple sill options provide outstanding performance and design versatility. Larger sills allow for ease of motion when sliding over sized panels.

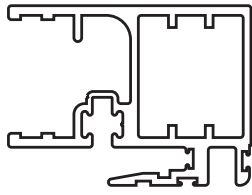
Features:

- Weather tight jamb interlock provides outstanding air and water performance
- Unlimited number of fixed and sliding panels
- Monolithic and insulated glazing infills from 3/16" to 1"
- Standard finishes
 - Duracron: Hartford Green, Bronze, Black, Natural Clay, White, Sandstone
- Multiple sill options
 - Low Profile
 - High Performance
 - Tile Sill
- Motorized panels possible
- Multiple hardware options and finishes
- Multiple roller sizes allow oversized panels
- Maximum panel size dependent upon engineering requirements
- LEED friendly system including recycled content
- Designed and manufactured in the U.S.A.

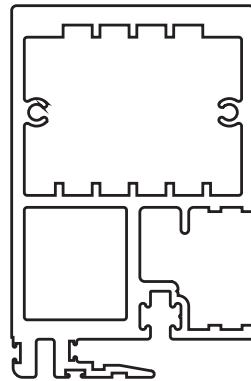
Options:

- No post 90 degree corners possible
- Pocket sliding: single or double sided
- Tile Sill for uninterrupted tile floor conditions
- Custom finishes
 - Class I anodized: Dark Bronze, Clear
 - Powder coat finish: AAMA 2504-05
 - Fluoropolymer
 - Veneer & cladding options
- Decorative interior and exterior grids (Low profile only)
- Insect screen options: sliding, retractable
- Screen motorizations available upon request
- Factory installed sill drain tubes, if required
- Designed to accommodate any monolithic, insulated, laminated, decorative, polycarbonate, or solid panel infill

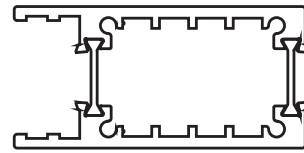




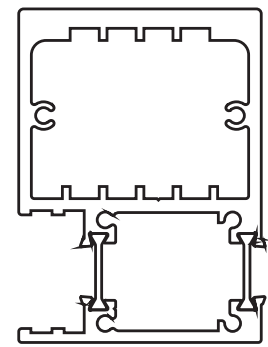
G2 Hook Rail



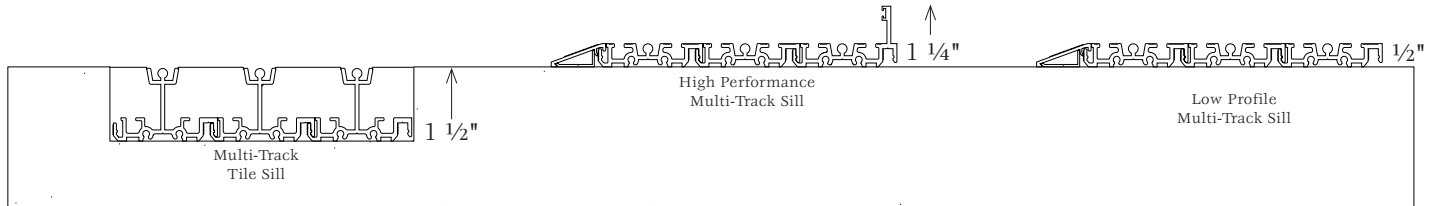
G2 Hurricane Hook Rail



G2 Slider Handle Rail



G2 Slider Flush Rail



Interior Exterior
Recessed Thumb Turn
Clear Anodized
Dark Bronze Anodized



Interior Exterior
Ergonomic
White, Black, Brushed Nickel, Painted Silver



Screen Doors and Recessed Pocket Doors
Black, Painted Silver
Non-coastal



Edge Pull
Pocket Doors Only
All Standard SI Colors



Custom hardware and colors available at www.solarinnovations.com; custom colors available for an additional charge.

Custom colors. Additional charges may apply. Extended lead times apply:

Bright Brass, Antique Brass, Brushed Brass, Bright Chrome, Brushed Chrome, Oil Rubbed Bronze, and Brushed Antique Chrome

Testing and performance results may vary depending upon sill and hardware selections.

Please be sure to visit our web site for additional product information.

www.solarinnovations.com

